

RX



EN

HIGH-PERFORMANCE SHORT CUT LOADING AND FORAGE TRANSPORT WAGON



RX

High-performance short cut loading and forage transport wagon

OptiGrass
The concept
Page 6

Camless pick-up with hydraulic drive
with hydraulic relief
Page 8

Integral rotor and SplitCut
for optimum conditioning –
provides a perfect cut
Page 14

Blade cassette can be swivelled out to the side
with 40 or 54 individually protected blades
Page 17

Optional SpeedSharp
blade grinder
Page 18


Pivoting front wall
increases capacity from a compact build
Page 20

Axle assembly
for maximum comfort
Page 22

Options,
which are worthwhile!
Page 30

Premium lighting
Standard
Page 26





*KRONE RX –
Transport in perfection!*

KRONE RX – the efficient loading and forage transport wagon a transport volume of 33 to 40 m³. The dual-purpose loading and forage transport wagon truly fulfills the requirements of both its purposes: as a loading and forage transport wagon in the grass harvest chain and as a forager-filled silage trailer in the maize transport chain. With the high-performance 'OptiGrass 28 and 37' cutting systems, it offers a clean, precise cut as well as structured and homogeneous forage conditioning across the entire width. Thanks to its versatility, operational reliability and high efficiency, the use of an RX wagon is particularly economical.

The dual-purpose loading and forage transport wagons

RX 330, 370 and 400 GL / GD



The RX as a loading and forage transport wagon

The extra wide pick-up units, the wide feed channel and the hydraulic pivoting front wall ensure fast and consistent fills to maximum capacity. The KRONE OptiGrass concept ensures premium cutting quality with theoretical cutting lengths of 28 or 37 mm.



The RS as forage transport wagon

The RX 330, 370 und 400 presents itself as a highly efficient loading and forage transport wagon with a capacity of 33, 37 or 40 m³ and fast unloading characteristics. With their high permissible total weight of 24 t or 31 t, they are perfect for use as transport vehicles in the maize harvest chain. This dual-purpose usability makes them a particularly economical solution for forage harvesting.





Immense loading volume

- Loading and forage transport wagons
- 33, 37 or 40 m³ loading volumes
- Compound running gear (RX 330 /370)
- Hydraulic running gear (RX 400)
available for all models as an option
- Unloading
with or without discharge rollers
- OptiGrass concept for a clean
28 or 37 mm cut

Their proven-and-tested design features and innovative technologies, such as the KRONE SplitCut edge cutting system and the OptiGrass concept, make the RX dual-purpose loading and forage transport wagons the ideal machine for efficient harvesting. With a loading volume of 33, 37 or 40 m³, these loading and forage transport wagons offer ample capacities for successful forage harvesting.



Sturdy, agile and convenient

The RX 330 and 370 models are equipped with a compound running gear as standard. As an option, a hydraulic running gear is available, which is the standard for model RX 400. Both running gear variants offer a perfect combination of stability, agility and convenience. The even weight distribution ensures easy handling on uneven terrain, while precise control and high reliability ensure maximum efficiency.

Model	Discharge rollers	Variable front wall	Capacity (DIN 11741)*	OptiGrass 37		OptiGrass 28	
				Number of blades	theor. cutting length	Number of blades	theor. cutting length
RX 330 GL	-	-	33 m ³	40	37 mm	54	28 mm
RX 330 GD	3	-	33 m ³	40	37 mm	54	28 mm
RX 370 GL	-	X	37 m ³	40	37 mm	54	28 mm
RX 370 GD	3	X	37 m ³	40	37 mm	54	28 mm
RX 400 GL	-	X	40 m ³	40	37 mm	54	28 mm
RX 400 GD	3	X	40 m ³	40	37 mm	54	28 mm

NEW

OptiGrass

Forage quality *which inspires!*



Clean on the forage table


A high milk yield is the decisive factor for the economic success of a farm. The forage intake required for this is ensured in particular by tasty and pure forage. To ensure clean pick-up without the introduction of raw ash, fungi and yeasts, the OptiGrass concept with its wide oscillating pick-up and excellent scanning characteristics offers the right technical solution to achieve perfect crop pick-up.



Well structured

A very important aspect is the optimal structure of the forage; this helps to support the natural chewing and digestive activity of the animals and reduce the risks of constipation and digestive problems. Well-structured forage promotes natural utilisation and therefore the milk production of your animals. The KRONE OptiGrass concept ensures crunchy, well-structured forage and prevents the crop from being crushed at any time of the year.

OPTIGRASS



Why OptiGrass?

- **Clean cut**
in theoretical length of 28 or 37 mm
- **Optimal structure**
gentle conditioning under all conditions
- **Homogeneous**
uniform conditioning of each stalk over its full width
- **Precise**
wide steel plates and blades arranged for shear cutting
- **Perfectly coordinated**
precise interaction between pick-up and cutting rotor
- **Innovative**
new integral rotor with unique divider wall system

Thanks to the KRONE OptiGrass system, the forage quality is clean, homogeneous and uniform. This is possible due to the precise cutting method with a choice of cutting lengths of 28 or 37 mm. Thanks to the perfectly coordinated technologies, conditioning is gentle, resulting in a clean and high-quality result.



Uniform conditioning stalk by stalk

The KRONE OptiGrass concept redefines homogeneous forage. Conditioning of every blade of grass was the ultimate development goal. Homogeneous forage, on the one hand, contributes to improved preservation as it is less susceptible to mildew and other types of spoilage. Furthermore, the uniform quality and composition of the silage enables precise feeding which meets all the needs of your herd.

What length should it be?

OptiGrass for optimum TMR, with the two cutting unit variants (28 mm or 37 mm) the structure value can be adjusted variably which enables the built-in blade group control system to double the cutting length if required. Our goal: short, structured and homogeneous basic forage, perfect for total mixed rations. Result: best forage presentation, low selection and minimised residual amounts on the forage table.

Optimum quality is decisive!

The right quality on the forage table is the key to success in the cowshed. A high-quality basic forage ensures that the animals have access to sufficient amounts of nutrients and vital trace elements. A high intake of tasty and quality forage is the foundation for successful milk production and the best possible health of your herd.

The KRONE EasyFlow pick-up

Leaves nothing behind

Precision that pays

- **Hydraulic drive**
separated from the feed and cutting rotor
- **Automatic and manual speed control to adapt** to the current ground speed
- **Maintenance-free and hard wearing**
- **Consistent collection of the material**
by tines in a staggered W arrangement
- **Large pivoting range**
- **Electrohydraulic suspension**
for even better sward protection.

The EasyFlow pick-up with hydraulic drive is the ideal solution for demanding requirements. With its 6.5 mm thick double tines in a helical layout, it meets the most demanding requirements in ease of maintenance and pick-up capacity. The hydraulic drive integrated in this pick-up offers an even larger work width, which helps to collect even more material at an optimum driving speed and maximizes the intake capacity.

Camless is better

This camless pick-up stands out for the scrapers and their special design, that ensure a continuous and smooth crop flow as the tines retract



EasyFlow – more efficient and more effective

Working at a width of 2.12 mm (DIN 11220), the wide and camless pick-up with helical tines is powered by its own separate hydro motor for dependable performance also in challenging conditions. Even awkwardly shaped swaths are gathered with precision and in a uniform flow. The height is adjusted easily to suit the current crop, the swath volume and ground speed.





A unique pivoting system

Arranged in a W, the tines warrant a consistent crop flow and an equally consistent and full-width supply of the material to the rotor cutter, boosting throughputs and machine fills.

Hydraulic drive

The integral hydro motor offers a number of advantages:

- It frees space on the pick-up ends for a wider work width
- Maintenance-free
- The absence of sprockets on the sides translates into a larger pivoting range
- Manual or automatic ISOBUS speed adjustment to the current ground speed and prevailing conditions

The KRONE EasyFlow pick-up

For optimum forage quality



Extra strong

The 6.5 mm tines with large-diameter coils withstand the most arduous conditions.



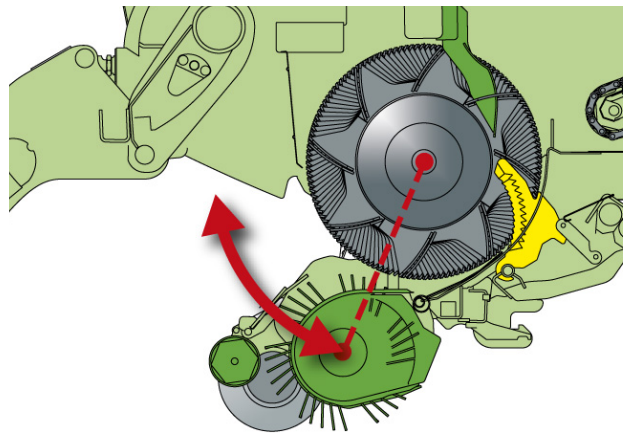
Excellent tracking

The pneumatic guide wheels on either side of the pick-up offer height control for full adaptation to any ground contours. Tracking excellently behind the tractor during headland turns, these wheels avoid scuffing and offer best protection of the sward.



Large pivoting range

The laterally pivoting pick-up follows ground contours both axially and transversely and benefits from more generous travel now – courtesy of the integral hydro motor that replaces an external sprocket. The result is a clean rake and nothing is left behind.



Lifting out higher

On uneven terrain, the pick-up oscillates through a constant range around the core of the cutting rotor, maintaining an optimum flow of material into the machine no matter how difficult the conditions. The steering is aligned with the centre of the cutting rotor, enabling a wide lift height – ideal on the headland.





Drawbar control system

The articulated drawbar with double-acting ram is standard specification and provides a generous ground clearance of up to 75 cm – enough to roll on clamps no problem. The new automatic articulated drawbar offers a better ground clearance for headland turns. One headland and one road position can be programmed to the control unit.

Secured as a standard

Wide guide wheels behind the pick-up ensure clean forage intake on damp ground. The height-adjustable wheels prevent them from sinking too deep and therefore protect them from damage. The 28 mm OptiGrass cutting unit has four wheels, the 37 mm cutting unit has two.

Gentle on the soil

A nitrogen damper provides electro-hydraulic suspension for the pick-up for even better soil protection. The system allows operators to set the suspension pressure from the cab and on the move.



Top performance thanks to proven technology!

Das OptiGrass concept

Innovative technology *for optimal forage*




The OptiGrass concept

The new high-performance 'OptiGrass' cutting unit systems take forage quality to a new level. In addition to a theoretical cutting length of 37 mm with a maximum of 40 blades, it is now possible to achieve a cutting length of 28 mm with a maximum of 54 blades. Together with the KRONE SplitCut, nothing stands in the way of optimum forage recovery. With the optionally available SpeedSharp blade grinding device, sharp blades are guaranteed everywhere and at all times!



Precise and efficient

With the OptiGrass system, the RX series offers two cutting unit variants with theoretical cutting lengths of 28 or 37 mm. The integral rotor concept, which cuts more precisely and shorter than ever with fewer blades, ensures compact cut packages. Combined with the EasyFlow pick-up, the OptiGrass cutting rotor and SplitCut edge-cutting system, the KRONE RX delivers an optimum result in all conditions.



Perfectly coordinated

- **OptiGrass 37 mm cutting distance**
with 40-blade cutting unit
- **OptiGrass 28 mm cutting distance**
with 54-blade cutting unit
- **KRONE PowerBelt**
the drive concept for extremely high throughput rates.
- **Integral rotor with augers**
high-performance crop flow with maximum pick-up width
- **KRONE SplitCut**
optimum conditioning over the entire rotor width

KRONE OptiGrass - state-of-the-art technology for perfect forage conditioning. The 40-blade cutting unit with a cutting distance of 37 mm and the 54-blade cutting unit with a cutting distance of 28 mm ensure optimum forage quality. KRONE PowerBelt ensures extremely high throughput rates and the KRONE SplitCut system ensures gapless conditioning across the entire rotor width.



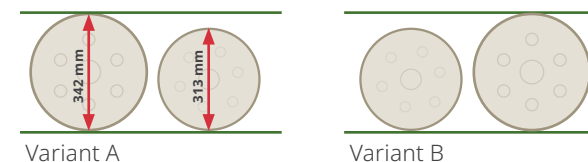
The drive for all requirements

The KRONE Powerbelt drive concept supports the rotational speed reduction from the main drive to the cutting rotor by means of a planetary gearbox located in the rotor. The compact design of the assembly allows us to maximize the length of the rotor and hence the width of the crop flow. The drive is impressive thanks to its high throughput, extremely quiet running, low wear and minimal maintenance. A wide belt enables power transmission of up to 360 hp in the drive train. A cam clutch in the main universal shaft ensures the safety of the entire drive train up to a torque of 2,500 Nm.



Drive further thanks to Powerbelt


Maximum throughput rates and high loading speeds allow hardly any errors. In practice, however, uneven swaths with changing crops are more common. Thanks to the powerful KRONE Powerbelt, these short-term load peaks are cushioned and the overload protection is prevented from tripping. With the KRONE Powerbelt you can drive on while others stand still.



The unique speed concept of the loading and forage transport wagon


offers different rotor speeds with specific advantages depending on the position of the pulleys:

- **Variant A:** This configuration is optimal for large emergence rates and voluminous swaths in spring. A rotor speed of 43 rpm is used here to achieve maximum throughput with optimum compression.
- **Variant B:** A rotor speed of 36 rpm ensures good throughput rates and perfect pre-compression. This configuration is ideal for lower emergence rates in late summer and autumn and for smaller tractors where throughput is limited.



Das OptiGrass concept

Innovative technology *for optimal forage*



OptiGrass integral rotor

The new integral rotor concept combines numerous advantages and significantly improves the performance of the cutting system. The 22 cm wide auger bodies, which are part of the cutting rotor, ensure that the crop is transported evenly and cleanly to the centre of the rotor. This results in a powerful crop flow with maximum pick-up width and, at the same time, the best possible cutting quality thanks to optimum pre-compression in the conveyor pockets. The concept, in conjunction with the enormous diameter of the cutting rotor, enables the RX to achieve maximum throughput with optimum conditioning quality.

1. The entire swath is picked up via the wide pick-up
2. The auger body conveys the grass from the outer areas to the centre of the rotor.
3. The material is compacted in the rotor pockets and formed into a perfect cut package.



KRONE cutting rotors are manufactured using the latest welding robot technology – precision in perfection.

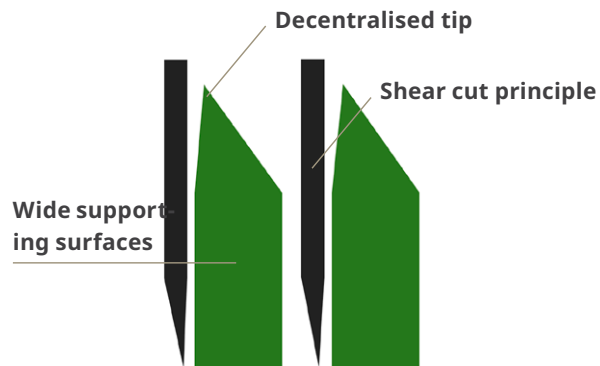
Fig. MX cutting rotor

A challenge

The integral rotor concept ensures an increased crop flow in the outer areas of the cutting rotor. Especially here, uniform conditioning is challenging, but at the same time essential. The SplitCut system redefines homogeneous forage.

OptiGrass cutting rotor

Precise shear cutting is made possible by using extra-wide steel plates in combination with a dense arrangement of blades and supporting surfaces. The width of the supporting surfaces varies between 17 mm and 22 mm, depending on the cutting unit. The decentralised arrangement of the tips of the supporting surfaces creates an optimum shearing effect on the blade, resulting in the crop being picked up gently and with little effort. This prevents mushing.



KRONE SplitCut – optimal forage across the full width

A concept which, thanks to its innovative design, enables optimum conditioning of the forage across the entire width of the rotor. Consisting of a cutting blade, a divider wall, scraper tines and crop deflector sheet, the two SplitCutters ensure that the crop is separated at the cutting blade and fed back centrally into the crop flow. This ensures that every stalk has completely passed through the cutting blades, resulting in perfect conditioning quality.

NEW


The OptiGrass cutting unit

For a successful harvest




The material is pulled over the blades

Cutting with their full edges, these blades lead to smoother and quieter running. The wavy blades maintain their sharpness over extended periods of time.



Peace of mind and perfect results

The crop cannot escape the blades because the distance between the blade and the wide supporting surface of the conveyor rotor tine and its asymmetrical tip is very small. The result: perfect cutting quality through and through, no squeezing, no mushing.





Consistent and clean

- **Top cutting quality**
Shear cut principle
- **Theoretical cutting length**
OptiGrass 28 mm with maximum 54 blades
OptiGrass 37 mm with maximum 40 blades
- **Central blade group control system**
0, 20, 20, 40 blades
0, 27, 27, 54 blades
- **Blade changing without tools**
and with central locking

KRONE OptiGrass cutting units offer wide tine holders and closely spaced, guarded blades which provide an easy and precise cut, similar to a pair of scissors. Two cutting units with 40 or 54 blades are available for optimum conditioning. Thanks to the central blade group control system, the cutting length can be varied at any time between a half and full set of blades, allowing cutting distances of 28 or 56 mm or 37 or 74 mm. OptiGrass therefore offers a flexible solution for different cutting lengths.

Controlled from the cab

The blade cassette lowers hydraulically to remove a blockage. After the blockage has been removed, the blade cassette is swivelled in again and work can be resumed immediately.



Single blade locking device

Equipped with individual spring protection, each blade retracts and swings back automatically once the foreign object has passed. The tripping force is set variably from the cab and can be adjusted to special conditions.



Central blade group control system

The desired cutting length can be set quickly and easily via the central blade group control system. With the RX, theoretical cutting lengths of 28 or 56 mm with 54 blades and 37 or 74 mm with 40 blades can be achieved. In the zero position, the crop remains uncut.



KRONE SpeedSharp

Quick *and easy*




Convenient for operators

They can set the blade grinding interval on the terminal to adapt the intensity to the actual level of wear.




A KRONE exclusive!

The grinding discs of the optional fully automatic grinding device are arranged on a laterally movable and hydraulically driven shaft. All work processes for grinding the blades are carried out automatically at the touch of a button.




The perfect grinding process

Depending on the number of blades, grinding is carried out with 18 or 20 flap discs which, with individual, widely overlapping grinding flaps, ensure a particularly high grinding performance and a long service life. Give a 'cold' grind that prevents the blades from annealing.



Consistent sharpness

Each disc is pressed on to the blade by a bevel spring, a design that leads to a high-quality and consistent cut of all blades whilst minimising the material that is removed from each blade. The system warrants consistently sharp blades even when these show different degrees of wear.





The right cut

- **Sharpens the blades**
conveniently and fast within minutes
- **Simultaneous sharpening**
of half (OptiGrass 37) or a third of the blades (OptiGrass 28)
- **No annealing of the knives**
thanks to a 'cold grind'
- **Simple design, absolutely dependable**
- **No sparks flying under the wagon**

Sharp blades are fundamental for clean and smooth cuts. Therefore KRONE developed SpeedSharp, the unique blade sharpening system for fastest, safest and most convenient grinds. The trademark of this system is its simplicity.



Sharp blades

A complete grinding process, including swivelling the cutting unit out and in, is quickly completed: In just five minutes, all 40 or 54 blades are sharp, depending on the number of grinding cycles. With the blade cassette out and alongside the machine, the operator can watch the grinding process and conveniently check on the result.

Automatic and safe

Simply swing out the blade cassette, fold up the grinding shaft, couple two oil hoses and connect an electric lead. Then press an external control to start grinding hydraulically and watch how the shaft moves automatically up and down and to the sides, completing the job without any interference from the operator. The grinding is carried out with the blade cassette out and alongside the machine so you can easily watch the process.


The loading space

Maximum loading volume *thanks to clever features*



The pivoting front wall


The RX 370 and RX 400 models have a hydraulic front wall which pivots hydraulically to various positions. For example, when the machine is filled by a forage transport wagon, the front wall pivots all the way forward to maximize the capacity and cut out the risk of losses. By comparison, when the machine is gathering material through the pick-up, the front wall is nearly vertical to optimise the filling process. Once the wagon is full, the wall automatically pivots towards the front to expand the loading space by approx. 4 m³. simply by using the space above the rotor. This way the RX runs much closer behind the tractor than other wagons of the same capacity. During unloading, the unloading process can be significantly accelerated by automatically swivelling the front wall back and forth several times.



Plenty of room for quality forage

- All-steel floor and all-steel body
- Choice of headboards: pivoting or top hatch
- Double scraper conveyor, sloping towards the front
- Robust round steel chains with closed cross tubes
- Standard LED light bars illuminate the load area
- Integrated filling level indicator in the operating terminal
- 3 discharge rollers with large diameter (47 cm) as standard

With their all-steel loading space, the RX dual-purpose loading and forage transport wagons are designed for the toughest practical applications. Choose a pivoting headboard or a rigid headboard with a top hatch to optimize the machine's filling capacity. The robust scraper conveyor empties even heavy forage quickly and evenly.



Three rotors for three-fold power

Specify your forage wagon with three enclosed rollers and an adjustable tailboard and you can produce even more uniform mats. Studded with V-tines, the rotors spread the crop across the full machine width, with the rotors spinning at a higher rpm to cut down on unloading time.

The efficient driveline

The particularly robust gearboxes and 1 inch thick roller chains with automatic chain tensioners transmit the full power. The chains are powered by a shaft that runs down the chassis, driving a right-angle gearbox inside one of axial section beams.

The first step in producing quality silage is to spread the material in a perfect mat on the clamp. The RX GD models with steel sides and up to three large-diameter discharge rollers at the rear, unload the material layer by layer and across the full length of the clamp for easier rolling.

Hitch, drawbar and running gear

Safe and manoeuvrable *on the road and in the field*



The hitch

All RX wagons feature a ball-head attachment 80 approved for 4 t drawbar load in bottom hitching. This ensures excellent manoeuvrability with minimum wear at the same time.




The drawbar

Their long and slim drawbar gives the RX models extra agility for manoeuvring in tight turns. The standard suspension for the articulated drawbar absorbs shockloads and offers maximum operator comfort. Two massive rams on the articulated drawbar raise the laden machine and increase its ground clearance on the clamp. The standard automatic system allows drawbar positions to be stored and retrieved.



The running gear

The RX tandem or tridem chassis is equipped with hydraulic compensation between the front and rear axles as standard, for a uniform weight distribution at all times and for smooth rides and optimum stability. A range of tyre options is available to suit all harvest conditions. Steeply sloping mudguards prevent the crops from collecting here.





Transporting with maximum efficiency

- **Tandem compound running gear, 18 t** for RX 330 and RX 370 as standard
- **Hydraulic 20 t tandem chassis**
 - RX 400 as standard
 - RX 330 and 370 optional
- **Hydraulic 27 t tridem chassis** optional for RX 400*
- **Narrow and compact drawbar**
- **Articulated drawbar for high lifting height**
- **Intelligent self-steering as standard**
- **Contactless electronic forced steering, optional**

Varying harvest conditions, difficult situations on the clamp, high payloads, and long-distance travel at speed call for a running gear and a drawbar that offer maximum strength and stability as well as superior comfort and safety to the operator. With ball-head attachment 80, articulated drawbar and tandem or tridem chassis as well as adjusted tyres, the RX dual-purpose loading and forage transport wagons are perfectly equipped for all applications.



Contactless steering
A yaw sensor on the front of the axle frame records the rotational forces of the vehicle

On command
The hydraulic system and steering cylinder use a sensor signal to ensure the running gear remains on track

Steered axle optional

The optional contactless forced steering of the rear axle facilitates driving around curves, protects the sward and reduces tyre wear. To speed up hitching and unhitching, it is no longer necessary to establish any special connection between tractor and wagon. Also, the electronic forced steering allows the driver to actively intervene in the steering action and e.g. counteract any drifting of the wagon on slopes or on the silage clamp.

Range of tyre options

The optional 30.5" tyres stand for increased load capacity and low drag resistance, sward protection and transport safety.



800/45 R 26.5 TL 174 D

Width: 800 mm

∅: 1,350 mm



800/45 R 26.5 TL 174 D

width: 800 mm

∅: 1,380 mm



710/50 R 30.5 TL 173 D**

Width: 730 mm

∅: 1,485 mm



800/45 R 30.5 TL 176 D

Width: 810 mm

∅: 1,510 mm

* Not possible to swivel out the cutting unit in this variant

** Dependent on the equipment





The lighting

The Premium lighting package – *as a standard*

More light, more safety!

- **Premium lighting package**
as standard
- **Excellent all-round visibility**
at night thanks to two powerful LED working lights at the rear
- Reflectors and front position lights for **safe operation in the field and safe road travel**
- **The load always in view**
Thanks to LED light strips installed as standard in the loading space
- **Additional working lights**
can be quickly retrofitted thanks to prepared cable position

The KRONE RX's Premium lighting package not only enhances safety, but also increases nighttime productivity. The Premium package provides optimum lighting of the surroundings, the loading space, the crop flow and the drive components. Additional working lights can be retrofitted as an option.

Crop flow lighting

Two LED strips on both sides provide optimal lighting in the area of the crop intake. They provide sufficient illumination in front of and behind the pick-up and, thanks to their diffuse light, create a pleasant working atmosphere without dazzling.

Maintenance lighting

An LED strip located under the side guard provides optimum illumination of the drive components and the swung-out blade cassette. In addition, the lighting of the feed channel ensures straightforward handling when swivelling the blade cassette in and out.

Loading space and ambient lighting

Four powerful LED light strips are fitted as standard in the loading space to facilitate working in the dark. With its two working lights at the rear, the KRONE RX provides optimum illumination of the surrounding area. For ideal illumination of any working environment, two additional freely positionable working lights can be mounted at the front or rear. The cable position required for this is prepared as standard in the RX to enable simple and quick assembly. Two modes can be used to conveniently configure field and discharge lighting.






Silage additives unit

For maximum silage quality



The tank

The KRONE RX features a 200-litre silage additives tank which is optimally positioned for access behind the rear of the vehicle. Thanks to two side openings, the tank is easy to clean. The electronic filling level indicator on the terminal enables quick and precise monitoring of the filling level at any time.




The pump

The pump unit, which includes filters and valves, is installed in the rear of the vehicle to save space. It can be easily removed without tools, for example to protect it from frost in winter. Practical functions, such as a compressed air connection for emptying the lines, have also been considered. To carry out maintenance work, the pump can be switched by a push button.



Operation

The dosing system is fully integrated into the user interface of the RX and can be operated in different modes. Regardless of whether a fixed dosing rate (l/min), a crop flow-dependent dosing rate (an optional weighing device is required for this) or a percentage flow rate is used – all values can be set easily and conveniently in the submenu.





Space-saving storage

- **Spreading above the pick-up using flat jet nozzles**
- **200 litre tank capacity**
optimally positioned for access at the rear
- **Easy cleaning of the system**
- **Removal of the pump unit without tools**
- **Convenient operation**
via the terminal
- **Different modes**
for optimal dosage

The KRONE RX has an integrated dosing system with a 200-litre silage additives tank which can be operated in different modes. The pump unit, including the filters and valves, is installed in the rear of the vehicle to save space. An electronic filling level indicator enables reliable and fast monitoring of the silage additives supply.

The additional equipment

For maximum efficiency



Flexible and safe

The optional crop covers are flexible to adapt to the contours of the forage mass. Hinged to the sides, they cover the material effectively and will not open as the combination travels at speed.



Covers down

With the loading space covers simply fold down to the sides, the RX is easy to load from the harvester. There is nothing in the way that might obstruct filling.



Hydraulic

The covers are operated by hydraulic motors for quick and dependable control.

What else is there?

- **Loading space cover**
for loss-free transport
- **Camera**
with colour display on the monitor
- **Weighing device**
for an exact measurement
- **KRONE SmartConnect telemetry unit**
optimal data management

The loading space cover ensures clean transport even when driving fast and increases safety in road traffic. A camera helps to see the working environment better, making work easier and safer. The electronic weighing device can be used to measure the loading quantity precisely. The KSC control unit ensures rapid transmission of the recorded data.



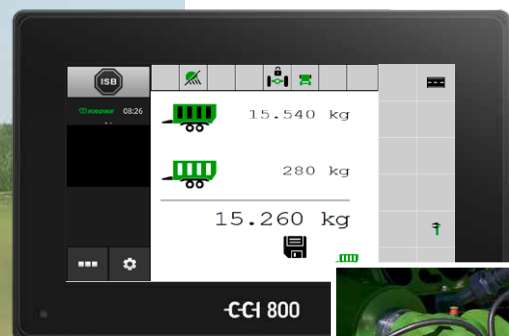
Cameras are an option

An optional camera is available for all RX models. The images are displayed on the colour screen for added visibility and safety.



SmartConnect

The RX can be optionally equipped with the KRONE Smart-Connect telemetry unit. This interface is used with GPS and WLAN function as the basis for data management. Telematics allow managers to track the wagon and record all major data and transmit them to the office. This is the modern way of farming.



Optional weighing system

The electronic weighing system uses sensor pins inside the drawbar and on the tandem/tridem axle with hydraulic levelling. The system determines the weight of the load by computing the difference between the gross weight and the weight of the material left on the machine after unloading is completed.



The operation

Extra convenience *for better work results*



Operation

- Convenient for operators
- Clear concept
- Easy
- CCI ISOBUS
 - one control box for all

Operator comfort is essential. Our shockproof operator terminals are compact, clear-cut and easy to operate. They feature backlit buttons to reduce operator fatigue during those long shifts well into the night. The CCI terminal is a universal operator control unit, which is compatible with a wide variety of ISOBUS implementations from many manufacturers.



The DS 500 Terminal

The compact DS 500 terminal has a 5.7-inch colour display screen can be operated with 12 function keys, the touchscreen or the scroll wheel on the back. The use of an optional joystick makes operation even more comfortable.




CCI 800 and CCI 1200 operator terminals

The two operating terminals CCI 800 and 1200 with 8" and 12" touch displays have the option of splitting the screen. For example to see all machine control elements in one view and the camera footage in the other. The addition of an AUX joystick makes machine operation even more convenient.



Everything at a glance

The user interface of the KRONE RX is particularly user-friendly thanks to its simple and intuitive operability. Various work steps are illustrated by visualisation, such as rotating discharge rollers. More comfort is provided by the configurable display bar which can be used to individually adjust the user interface to the user's requirements. Automatic functions, such as the PowerLoad automatic loading system, the automatic unloading system and the drawbar control system, are also available. The new visual filling level indicator above the loading space ensures the best possible throughput rate.



Cleaning and maintenance

For a perfect condition



Quick and effective cleaning

To ensure optimum use and a long lifetime of the KRONE RX, thorough cleaning and regular maintenance are essential. Thanks to the running gear height adjustment and the resulting ground clearance, there is sufficient space to remove dirt from all sides and get the machine ready for use again in no time.



Minimal maintenance effort

Thanks to the swivel-out function of the KRONE RX blade cassette, maintenance is quick and easy. This means maximum efficiency for your operations.



Quickly lubricated

The sophisticated design of the KRONE RX minimises the need for lubrication points; this in turn results in shorter maintenance and servicing times and enables longer operating times. This outstanding technical design not only offers first-class performance, but also saves time and money.



Quick and easy retrofitting

The KRONE RX loading and forage transport wagons offer preparation for the connection of a central lubrication unit. The electronic preparation allows lubrication intervals to be controlled and preset from the cab. The preparation enables straightforward retrofitting of a system.



Technical data



		RX 330 GL	RX 330 GD	RX 370 GL	RX 370 GD	RX 400 GL	RX 400 GD
Capacity (as per DIN 11741)*	m ³	33	33	37	37	40	40
Overall length	Approx. m	9.29	9.29	9.29	9.29	10.06	10.06
Total width*	Approx. m	2.98	2.98	2.98	2.98	2.98	2.98
Total height*	Approx. m	3.95	3.95	3.95	3.95	3.95	3.95
Platform height*	Approx. m	1.57	1.57	1.57	1.57	1.57	1.57
Track width	Approx. m	2.05	2.05	2.05	2.05	2.05	2.05
Drawbar tongue load	t	4	4	4	4	4	4
GVWR on tandem-axle model	t	22 / 24*	22 / 24*	22 / 24*	24	24	24
Permissible total weight with tridem axle	t	-	-	-	-	31	31
Pick-up width (DIN)	m	2.12	2.12	2.12	2.12	2.12	2.12
Hydr. artic drawbar ground clearance	cm	75	75	75	75	75	75
Crop feed width	m	1.95	1.95	1.95	1.95	1.95	1.95
Rotor cutter diameter	cm	88	88	88	88	88	88
OptiGrass 40 blades (Theor. cutting length)	mm	37	37	37	37	37	37
54 blades (Theor. cutting length)	mm	28	28	28	28	28	28
No. of discharge rollers	Number	-	3 (2)	-	3 (2)	-	3 (2)
Tyres 800/45 R 26.5 TL 174 D 800/45 R 26.5 TL 174 D Trac 710/50 R 30.5 TL 173 D universal profile 800/45 R 30.5 TL 176 D Trac profile		Standard Option Option Option	Standard Option Option Option	Standard Option Option** Option**	Standard Optional Optional** Optional**	Standard Optional Optional Optional	Standard Optional Optional Optional
Tractor power	min. kW/hp	130/175	130/175	130/175	130/175	130/175	130/175

*Dependent on the vehicle variant



Maschinenfabrik Bernard KRONE GmbH & Co. KG
Heinrich-Krone-Straße 10
D-48480 Spelle
Phone: +49 (0) 5977 935-0
info.ldm@krone.de | www.krone-agriculture.com

Your KRONE dealer